



Practical Math – Block 3
Mr. Lock
Distance Learning

Class Meeting Times

Tuesday and Thursday


- **9:30 am to 10:15 am** – All students participate in group/class instruction and check-in.
- **10:15 am to 12:00 pm** – Students will work individually with Mr. Lock, or in a small group or pairs to focus on IEP goals.



Whole Group / Class Instruction

Content:

- ✓ Finish the checking account unit
- Income / Pay / Salary
- Budgeting



IEP Goals

- Students will work individually with Mr. Lock on goals that other students do not also have in their IEP.
- When two or more students have the same goal work in pairs or small groups will be scheduled.
- Mr. Lock will schedule the goal times and email the links on **Monday** for the current week.



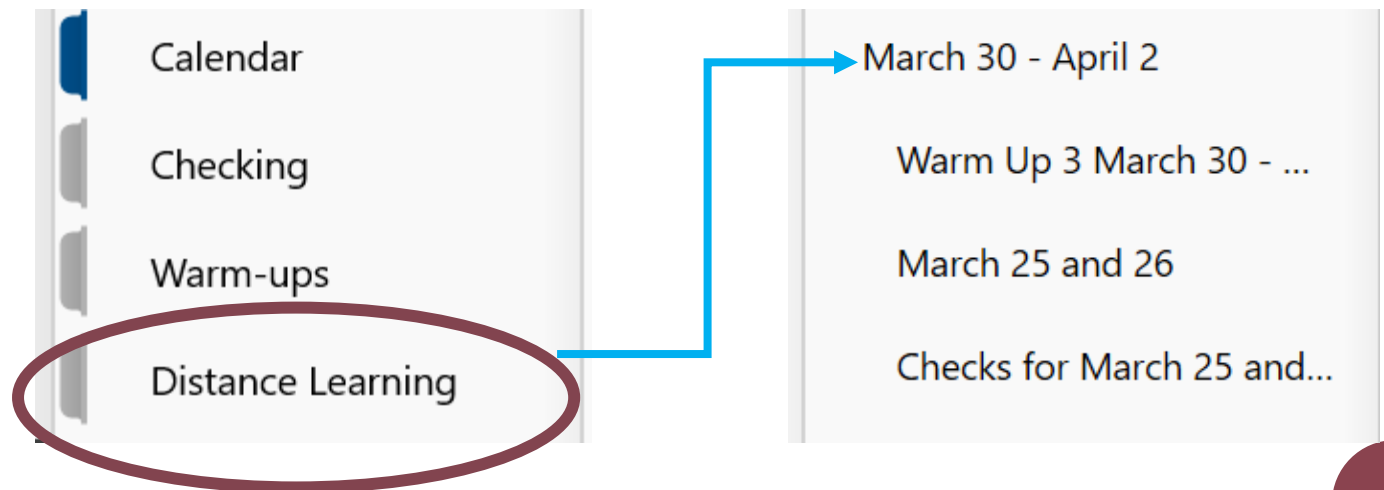
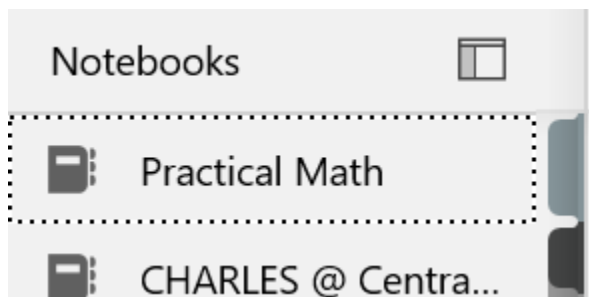
Assignments

- When in Class
 - Students will work on assignments with Mr. Lock and the class.
- When NOT in Class
 - Students will complete assignments/homework connected to the class activities for the week.

All assignments can be found in the **Practical Math** OneNote Notebook.

Practical Math OneNote Notebook

- Assignments will be located under the Distance Learning tab.
- Assignments will be organized by week for class and homework activities.
- Assignments for individual goal development will be located under a separate tab.



Mr. Lock's Website

Daily Expectations for Students

Attend our classroom check-ins (use the link in your email).

Tuesday and Thursday at 9:30am

Check our OneNote Notebook for weekly assignments.

Complete and submit assignments by the due date.

Abide by CB Online Meeting Guidelines, [found here](#).

Office Hours

I will be available to students and parents Monday – Thursday 12:00pm to 1:00pm. You can reach me by email clock@cbsd.org.

Classroom Tools

Our classroom will be using OneNote and Canvas as the primary modes of assigning and collecting work.

OneNote Notebook

Canvas

Resources

[Practical Math OneNote Notebook](#)

cbsd.org/canvas

[Directions for Canvas Parent Access](#)

[TEAMS Guide for Students](#)

Canvas

☰ PRACTICAL MATH - 2670 - Lock

2019/2020 - MP3

| Home

Modules

PRACTICAL MATH - 2670 - Lock

Contact Information

C. Ron Lock, Jr.

Special Education Teacher

Canvas

Modules

▼ Checking Accounts



Review Checking Accounts

Apr 7 | 0 pts

▼ Income / Salary

▼ Budgeting

Submitting to Canvas

Review Checking Accounts

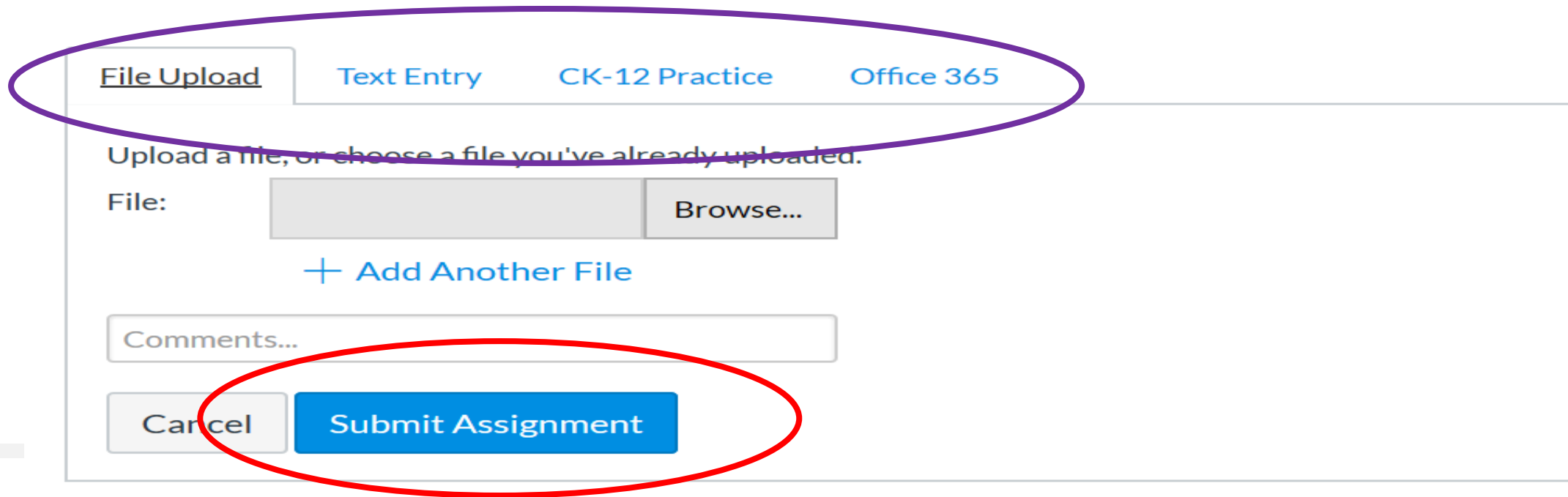
Submit Assignment

Due Tuesday by 11:59pm Points 0
Submitting a text entry box or a file upload

1. When you click on the assignment it will bring you to this page.
2. You want to select the Submit Assignment tab in the top corner.

Submitting to Canvas

3. Then select which type of submission you will be using: **File Upload, Text Entry, etc.**
4. Finally, hit the **Submit Assignment** button at the bottom of the page.



The screenshot shows the Canvas submission interface. At the top, there are four tabs: **File Upload**, **Text Entry**, **CK-12 Practice**, and **Office 365**. The **File Upload** tab is selected and circled in purple. Below the tabs, the text reads "Upload a file, or choose a file you've already uploaded." There is a "File:" label, a text input field, and a "Browse..." button. Below this is a "+ Add Another File" link. There is a "Comments..." text input field. At the bottom, there are two buttons: "Cancel" and "Submit Assignment". The "Submit Assignment" button is circled in red.

Canvas Calendar

Assignments will also appear on the class calendar for the day that the assignment is due.

Today ← → April 2020

SUN	MON	TUE	W
29	30	31	1
5	6	7 Review Checking Accounts	8
12	13	14	15